

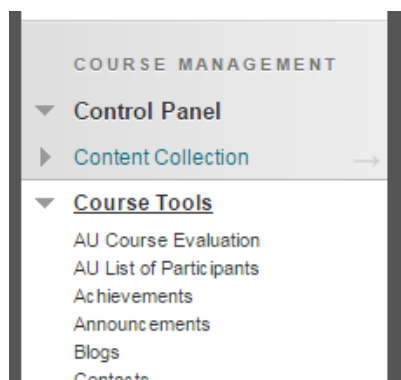
BLACKBOARD TIP OF THE WEEK

Find the results of your course evaluation



The course evaluations in Blackboard are nearly finished. As an educator, you are the first person who will be able access the results of the evaluation of your course.

How to:

1. Access the course you are teaching.
2. In the *Course Management* menu, select *AU Course Evaluation* below *Course Tools*.



3. Here you will find a row of different options:

Evaluation name	Status					
Forår 2017	Closed	 Preview	 Republish	 Report	 Analyze	 Download

- *Preview* creates an overview of all the questions that have been asked in the evaluation plus the answer options.
- *Republish* enables you to extend the deadline in case the response rate is too low. The deadline can be extended until August.

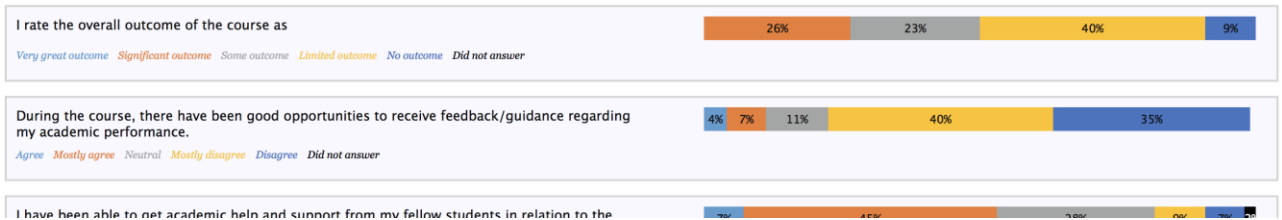
- *Report* creates a printable overview of the results and details like e.g. the response rate. Be aware that you need to enable help text in order to see the descriptions of the response categories. Also, be aware that you will not be able to see the free text answers until the person responsible for evaluations at your unit has released them.

2. Evaluation Details

Name	Forår 2017
Term	Forårssemestret 2017
Population	85
Respondents	42
Response Rate	49 %

Results

Show results in Danish



- *Analyze* is a tool that creates an online pivot table from which you can illustrate your results in different kinds of graphs. You can single out the questions you want to focus on.
- *Download* creates a CSV file of the results so you can view and apply the results elsewhere.

Remember that the newest version of the Course Evaluations enables you to create your own questions.

Happy Blackboarding and have a nice weekend.

Kind regards,

ST Learning Lab